



USER MANUAL USB2.0 Extender 50m

EZ-EX50-USB

Make installation easy

Introduction

The EZ-EX50-USB is a USB 2.0 extender, slim and mini transmitter (TX) receiver (RX) pair that can extend a USB signal up to 50m via CatX cable. The built-in USB HUB in the RX supports up to 4 USB 2.0 ports. The TX can be powered by the host such as a PC. Only one 5 Voltage low power consumption at RX side.

Features:

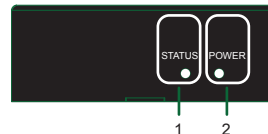
- Supports high-speed USB 2.0 (Up to 480Mbps) over Cat5e/Cat6 cable up to 50m (165 ft)
- 4 x USB device connections supported by the Hub
- TX powered by USB port, RX powered by DC 5V supply with 1000mA to each USB device
- True plug-and-play, 100% hardware solution with no driver installation required
- Supports all major operating systems: Windows, MacOS and Linux
- Compatible with USB 1.1 and USB peripherals
- Mounting Ear, Hook & Loop, cable tie, assist you with easier installation
- Built-in ESD Protection, and free customer service.

Specifications

I/O Connections TX	1 x USB Type-B 1 x UTP Out
I/O Connections RX	1 x UTP IN 1 x DC 5V IN 4 x USB2.0
Power adapter	DC:5V
Power consumption	4W pair
Size(L-W-H)	58*53*22 mm
Weight	100g x 2 mm
Operating Temperature/Humidity	0°C -70°C /10%-80%RH(no condensation)
Storage Temperature/Humidity	-10°C -80°C /5%-90%RH(no condensation)

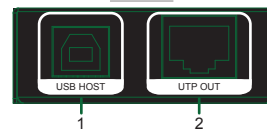
Physical interface diagram

Transmitter



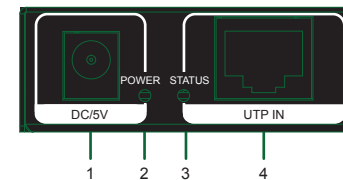
No.	Name	Description
1	Status LED	Blinking: The device is working properly. OFF: The device is not working properly.
2	Power LED	ON: The device is powered on. OFF: The device is powered off.

Rear Panel



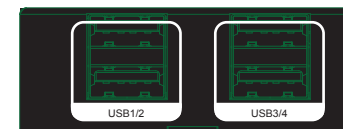
No.	Name	Description
1	USB Host	Connects the PC with USB-A to USB-B cable
2	UTP Out	Connects TX and RX with a CatX cable

Receiver



No.	Name	Description
1	DC 12V	12V DC power input
2	Power LED	ON: The device is powered on. OFF: The device is powered off.
3	Status LED	Blinking: The device is working properly. OFF: The device is not working properly.
4	UTP In	Connects TX and RX with a CatX cable

Rear Panel

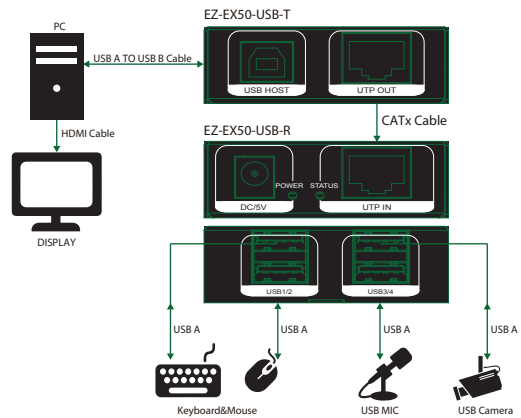


No.	Name	Description
1	USB 1~4	Connects to USB device such as keyboard, mouse, MIC, camera

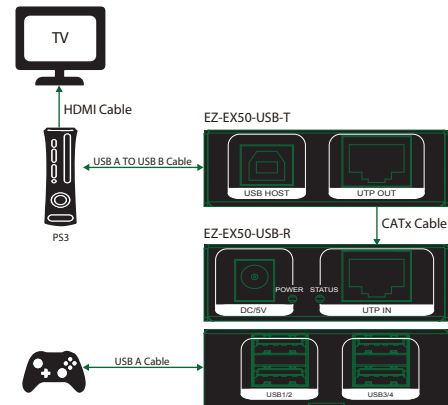
Connection and operation

Installation Instructions
During installation, connect or disconnect the cables gently.

Video conference system:

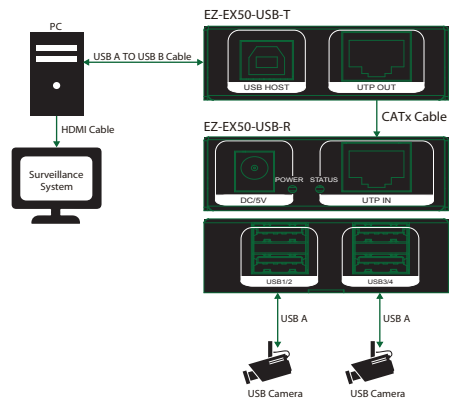


Personal entertainment system:



Personal or public surveillance system:

Under this situation, two USB cameras is prior recommended. If you want to use more cameras simultaneously, it depends on your PC's USB ability, as we know, because of the USB authentication time limit, more USB cameras will not work properly.



1 x User Manual

Package Contents

Before you start the installation of the product, please check the package contents:

- 1 x EZ-EX50-USB(TX)**
- 1 x EZ-EX50-USB (RX)**
- 1 x Power Adapter (5V 3A)**
- 1 x USB-A to USB-B Cable**
- 2 x Mounting Brackets (Pair)**
- 2 x Hook & Loop**
- 2 x cable tie**